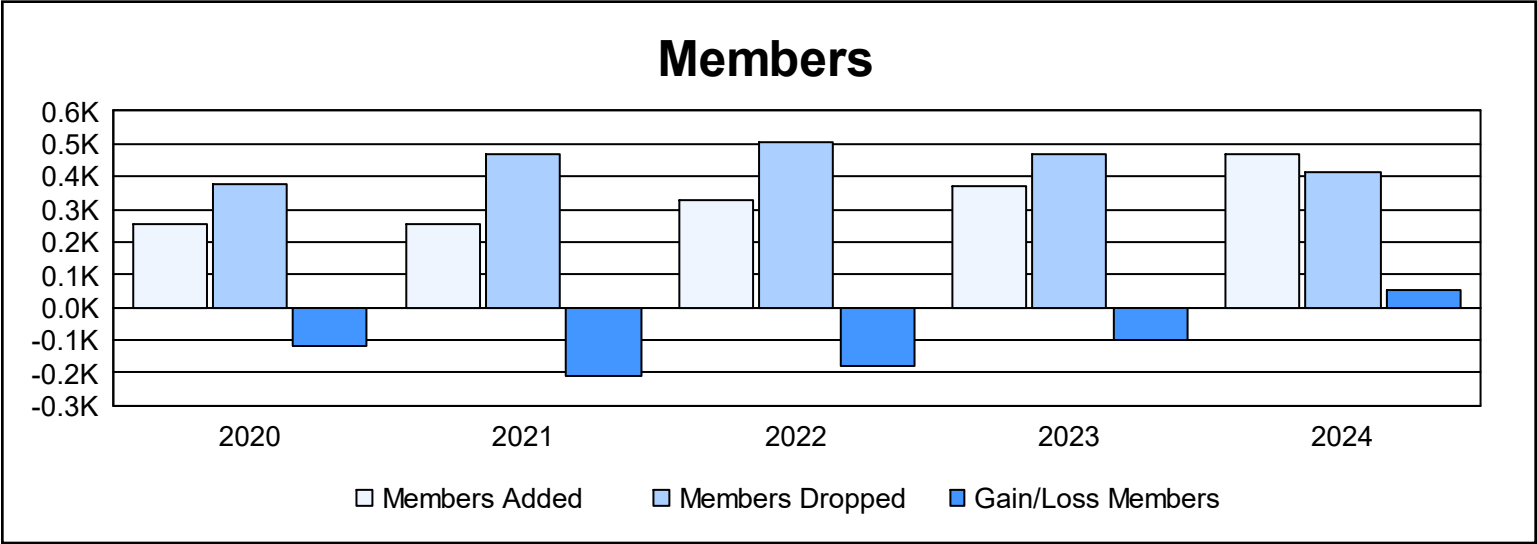
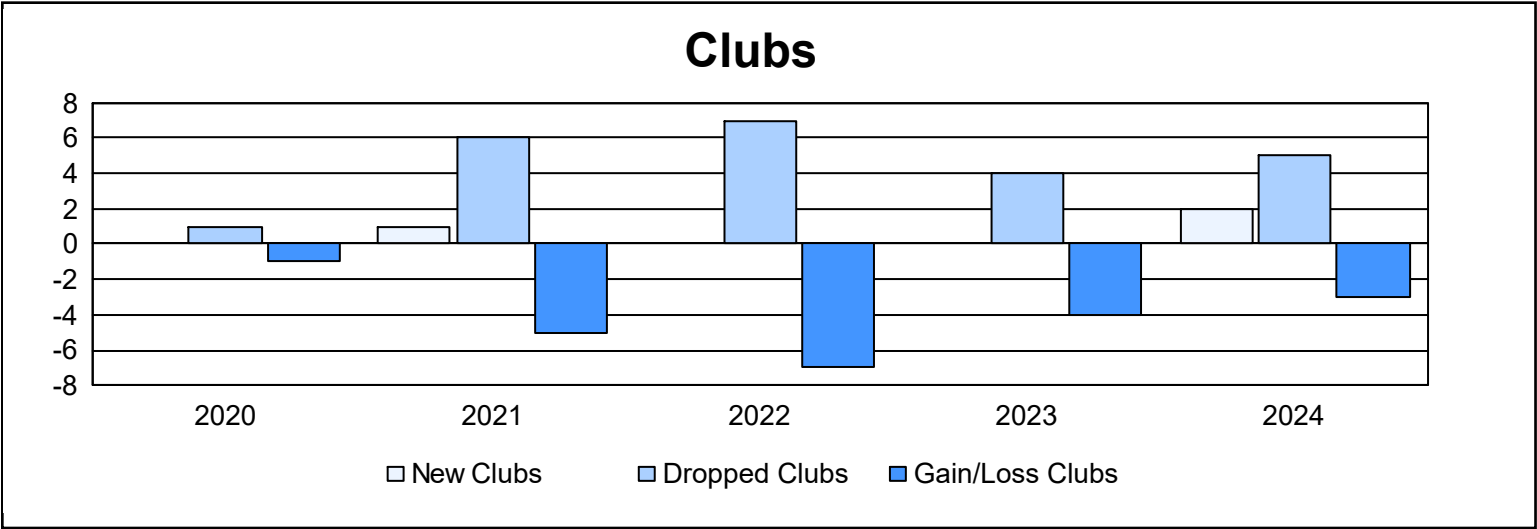
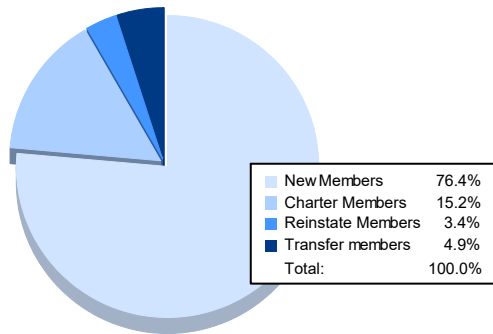


Year	New Clubs	Dropped Clubs	Gain/ Loss Clubs	New Members	Charter Members	Reinstate Members	Transfer Members	Total Member Added	Total Members Dropped	Gain/ Loss Members
2019-2020	0	1	-1	222	1	15	18	256	375	-119
2020-2021	1	6	-5	175	34	16	32	257	466	-209
2021-2022	0	7	-7	280	2	26	19	327	506	-179
2022-2023	0	4	-4	334	4	19	15	372	470	-98
2023-2024	2	5	-3	356	71	16	23	466	413	53
Average	1	5	-4	273	22	18	21	336	446	-110



### Membership Composition June 2024 Cumulative



### Gender Composition June 2024 Cumulative

